



District Report Card: 2017


State: Chhattisgarh	District: Gariaband
Class: 3	Subject: Mathematics
Schools: 60	Students: 835


Participation/Coverage


Students

<div>GENDER</div> <div></div>	Boys		Girls	
	Number	%	Number	%
	428	51.26	407	48.74

<div>AREA</div> <div></div>	Rural		Urban	
	Number	%	Number	%
	797	95.45	38	4.55

<div>CATEGORY</div> <div></div>	SC		ST		OBC		GEN	
	Number	%	Number	%	Number	%	Number	%
	118	14.13	301	36.05	415	49.70	1	0.12

<div>CWSN</div> <div></div>	LD	VI	HI	S&LD	ID	Oth
	1	3	2	1	2	0

<div>Management</div> <div></div>	Government		Government-aided	
	Number	%	Number	%
	835	100.00	0	0.00

Average Performance of Students in Mathematics (%)

Overall	Gender		Area		Management		Social Group			
	Male	Female	Rural	Urban	Govt.	Aided	SC	ST	OBC	GEN
55.64	54.66	56.67	55.96	48.95	55.64	0.00	49.60	54.75	57.96	73.33

Performance on Learning Outcomes (LOs)

Learning Outcomes	Description	Average Performance(%)
M301	Reads and writes numbers up to 999 using place value	43.68
M302	Compares numbers up to 999 based on their place values	72.34
M303	Solves simple daily life problems using addition and subtraction of three digit numbers with and without regrouping	48.11
M304	Constructs and uses the multiplication facts (up till 10) in daily life situations	54.79
M305	Analyses and applies an appropriate number operation in the situation/ context	49.34
M306	Explains the meaning of division facts by equal grouping/sharing and finds it by repeated subtraction	51.26
M309	Identifies and makes 2D-shapes by paper folding, paper cutting on the dot grid, using straight lines etc.	72.74
M311	Fills a given region leaving no gaps using a tile of a given shape	39.86
M312	Estimates and measures length and distance using standard units like centimeters or meters & identifies relationships	38.46
M317	Reads the time correctly to the hour using a clock/watch	73.65
M318	Extends patterns in simple shapes and numbers	48.53
M319	Records data using tally marks, represents pictorially and draws conclusions	69.22

Range of Performance of Students who Answered Correctly							
Below 30%		30% - 50%		50% - 75%		Above 75%	
Number	%	Number	%	Number	%	Number	%
112	13.41	215	25.75	343	41.08	165	19.76

Lowest Performing Learning Outcomes (LOs)

- 1 - Estimates and measures length and distance using standard units like centimeters or meters & identifies relationships (38.46)
- 2 - Fills a given region leaving no gaps using a tile of a given shape (39.86)
- 3 - Reads and writes numbers up to 999 using place value (43.68)
- 4 - Solves simple daily life problems using addition and subtraction of three digit numbers with and without regrouping (48.11)
- 5 - Extends patterns in simple shapes and numbers (48.53)